

Quantum.

# H4000 ESSENTIAL

Asset Management and Collaborative Storage  
Built for Independent Creative Teams



## DATASHEET

### FEATURES & BENEFITS

#### Everything's 'In the Box'

Simply unpack, rack, and power up. Scan the QR Code to start your setup and within minutes your team can start using shared storage, asset management, and collaboration tools to keep all your projects on track.

#### Simple, Powerful Content Indexing and Organization

Organize and copy your content to your H4000 Essential to immediately generate catalogs of your content in CatDV with automatic proxy, thumbnail, and filmstrip generation.

#### Build Your Team

Create up to 10 unified user accounts as you need them – the same credentials let users mount shared storage on their system. And log into CatDV via a web interface and Adobe Premiere CatDV panel to browse, tag, and collaborate on your shared projects and assets.

#### Archive Options

Add the optional Quantum CatDV H4000 Essential Archive Plugin or CatDV Backblaze Plugin to archive finished projects with ease – then recall them as needed directly in the CatDV interface.

The H4000 Essential is an all-in-one appliance that integrates automatic content indexing, search and discovery, and workflow collaboration powered by CatDV, with tightly integrated Quantum's StorNext® 7 shared storage, on the award-winning H4000 storage platform.

The H4000 Essential is the ideal launchpad for small creative teams of 4-10 users—agencies, corporate video teams, rich media communicators, content managers, and producers everywhere—to harness their shared creative vision, whether in their facility or ingesting and working on projects remotely.

The new system can be up and running in minutes to give smaller, independent content production teams access to the same technology and capabilities available in Quantum's StorNext 7 and CatDV platforms used by large content producers, corporate video teams, and production studios globally.



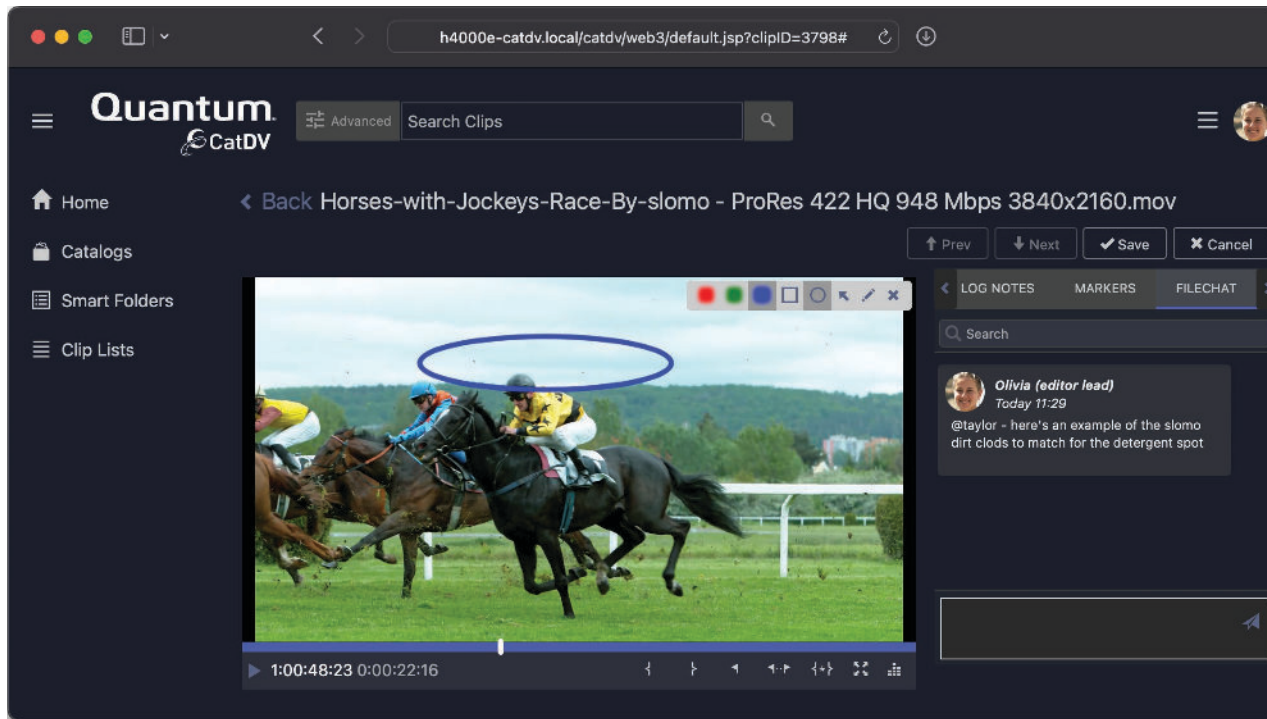
All content copied to your shared storage is catalogued and indexed, and proxy versions, thumbnails, and filmstrips are automatically generated. All metadata becomes immediately searchable and taggable by your entire team.

LEARN MORE:

[www.quantum.com/h4000e](http://www.quantum.com/h4000e)

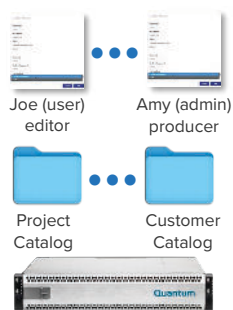
### Get Content and Projects Organized for Team Collaboration

Organize your team’s content and projects how you like on H4000 Essential shared storage - and Quantum CatDV swings into action - automatically creating catalogs, extracting file metadata, making proxies, filmstrips, and thumbnails to generate browsable and searchable indexes that your whole teams sees instantly, whether they are in your facility or working remotely. Once indexed, it’s time to get to work – annotate, markup, grade, and tag your shots, add keywords and custom tags, group your shots into collections or meta-clips, chat, and message other team members, even review and approve work.



Add custom tags, configure custom panels for your team that fit your workflow, even message each other about asset status or next steps.

### First Steps After Setting Up Your H4000 Essential



1

**Plan Ahead:** Create CatDV user accounts for each person on your team. Next, mount the H4000 Essential shared storage volume with CatDV account credentials and create folders to organize your shared content that fits the way your team works – by Project, Customer, or Category is common.



2

**Get Organized:** Gather up content from all the locations you’ve been storing it: hard drives, cloud services, and NAS shares, and copy it into your new folders on the H4000 Essential. Each folder in the root of your shared storage becomes a searchable catalog in CatDV – always up-to-date and ready for your team to work on together.



3

**Work Together:** CatDV automatically builds searchable catalogs from the content files’ metadata, and builds proxies, thumbnails and filmstrips for each. Now your entire team can browse, search, tag, comment, review and approve your content via the web interface, the CatDV panel within Adobe Premiere Pro, or the CatDV Final Cut Pro X extension.



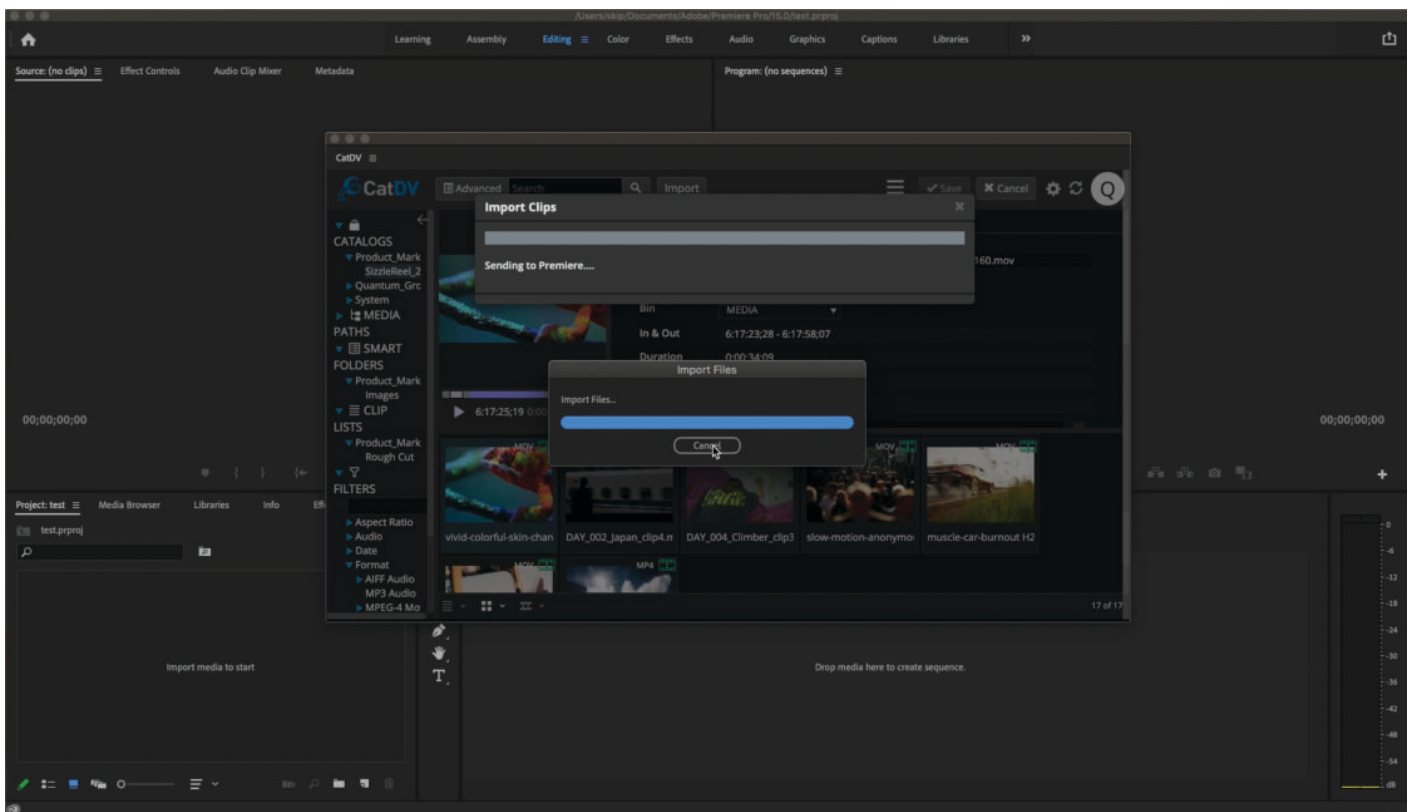
4

**Fine-Tune Your Workflow:** As your team’s needs evolve, you can add custom tag fields, rearrange or modify the views and panels to fit your ideal ingest, logging, tagging, review and approval steps for the most efficient workflow and team collaboration.

## Powerful, Integrated Shared Storage

Your team's storage is powered by StorNext 7, which has been intelligently integrated with CatDV's simple, powerful asset management that's easy to use. By simply adding a new team member to CatDV, your new user can immediately mount shared storage from Mac, Windows, or Linux clients, and upload content for everyone to use. With the same credentials, log into CatDV to see the new indexed assets or use the CatDV panel inside Adobe Premiere Pro.

Start with 48 TB or 96 TB of raw storage in a single system – connect with 10 GbE and higher connections to edit up to 4K resolution projects directly on the system. You can add up to three additional expansion systems that give you more performance and capacity to support more simultaneous editors and higher stream counts.



Connect to your H4000 Essential directly within Adobe Premiere Pro with the CatDV Panel.

## Specifications Table

Specification	H4000 Primary System	H4000 Expansion System
Form Factor	2U rack-mounted chassis	2U rack-mounted chassis
Controller Design	Dual Controller with Failover, Dual Redundant Power and Cooling	SAS Pass-Through
Processors and Memory	1 AMD 24-Core CPU with 128 GB RAM per controller	N/A
System Bus	PCIe v4.0	SAS
Storage Drives	12 NL-SAS HDD	12 NL-SAS HDD
Drive Capacity Options	4 TB, 8 TB	4 TB, 8 TB
Single System Raw Capacity	48 TB, 96 TB	48 TB, 96 TB
Single System Usable Capacity	40 TB, 80 TB	40 TB, 80 TB
Connectivity	1 Quad-Port 25 Gb Ethernet per Controller (2x 25 Gb Ethernet for local connection)	via H4000 Essential Primary System
Physical Dimensions	Height 3.43" (87 mm) Width 17.7" (450 mm) Depth 24.2" (614 mm) Weight 63 lbs (28.58 kg)	Height 3.43" (87 mm) Width 17.7" (450 mm) Depth 20.4" (518 mm) Weight 48 lbs (21.77 kg)
Power Supply Input	1300 W AC redundant	550 W AC redundant
Operating Temperature	0 °C to 35 °C (32 °F to 95 °F)	0 °C to 35 °C (32 °F to 95 °F)
Non-Operating Temperature	-20 °C to 70 °C (-4 °F to 158 °F)	-20 °C to 70 °C (-4 °F to 158 °F)
Operating Relative Humidity	5% to 95% non-condensing	5% to 95% non-condensing



Quantum technology, software, and services provide the solutions that today's organizations need to make video and other unstructured data smarter – so their data works for them and not the other way around. With over 40 years of innovation, Quantum's end-to-end platform is uniquely equipped to orchestrate, protect, and enrich data across its lifecycle, providing enhanced intelligence and actionable insights. Leading organizations in cloud services, entertainment, government, research, education, transportation, and enterprise IT trust Quantum to bring their data to life, because data makes life better, safer, and smarter. Quantum is listed on Nasdaq (QMCO) and the Russell 2000® Index. For more information visit [www.quantum.com](http://www.quantum.com).

©2022 Quantum Corporation. All rights reserved. Quantum, the Quantum logo, and StorNext are registered trademarks of Quantum Corporation and its affiliates in the United States and/or other countries. All other trademarks are the property of their respective owners.